

ARGENTEX GROUP PLC

Full year results

12-month period ended 31 December 2024

Jim Ormonde, CEO | **Guy Rudolph**, CFO

2 APRIL 2025



Disclaimer

Important Information

By attending the meeting where this presentation is made, or by reading this document, you agree to be bound by the limitations set out below.

The information set out in this presentation may be subject to updating, completion, revision and amendment and such information may change materially. Neither Argentex Group plc (the "Company"), its advisers nor any other person, representative or employee undertakes any obligation to update any such information. No representation or warranty, express or implied, is or will be made by the Company, its advisers or any other person as to the accuracy, completeness or fairness of the information or opinions contained in this presentation and any reliance you place on them will be at your sole risk. Without prejudice to the foregoing, neither the Company, its associates, its advisers nor its representatives accept any liability whatsoever for any loss howsoever arising, directly or indirectly, from the use of this presentation or its contents or otherwise arising in connection therewith.

This presentation is for information only. This presentation does not constitute an offer for sale or subscription of, or solicitation of any offer to buy or subscribe for, any securities of the Company nor should it form the basis of or be relied on in connection with any contract or commitment whatsoever. It does not constitute a recommendation regarding any securities. Past performance, including the price at which the Company's securities have been bought or sold in the past and the past yield on the Company's securities, cannot be relied on as a guide to future performance. Nothing herein should be construed as financial legal, tax, accounting, actuarial or other specialist advice.

This presentation is not for distribution in the United States, Canada, Australia, South Africa, New Zealand or Japan or in any jurisdiction where such distribution is unlawful. The securities of the Company have not been and will not be registered under the US Securities Act of 1933, as amended, or under any securities laws of any state of the United States.

Certain statements in this presentation constitute forward-looking statements. Any statement in this presentation that is not a statement of historical fact including, without limitation, those regarding the Company's future expectations, operations, financial performance, financial condition and business is a forward-looking statement. Such forward-looking statements are subject to risks and uncertainties that may cause actual results to differ materially. These risks and uncertainties include, among other factors, changing economic, financial, business or other market conditions. These and other factors could adversely affect the outcome and financial effects of the plans and events described in this presentation. As a result you are cautioned not to place reliance on such forward-looking statements. The forward-looking statements contained in this document are made on the date of this document, and the Company is not under any obligation to update those forward-looking statements in this document to reflect actual future events or developments save as required by law or regulation. Nothing in this presentation should be construed as a profit forecast.

This document has not been approved for the purposes of section 21 of the Financial Services and Markets Act 2000, as amended.

Management Team



Jim Ormonde
Chief Executive Officer

Jim joined Argentex in October 2023 and as CEO sets the strategic direction of the business. He oversees the front office, including the business development and revenue generation of Argentex. Previously, he was CEO of Cardsave, one of Europe's largest independent payments businesses. He was also a director of Retail Merchant Services which was sold successfully to TCV Private Equity. He has acted as a consultant and adviser to various Fintech businesses, including Argentex.



Guy Rudolph
Chief Financial Officer

Guy joined Argentex in January 2024. At Argentex he is responsible for financial strategy of the Group and the entire finance function as well as legal and corporate governance matters across the Group. In addition, he is responsible for the Group's sustainability strategy. Guy is a qualified chartered accountant and began his career at PwC before joining Vodafone where he spent 16 years driving transformation across international teams in his roles as Group Audit and Risk Director, and Director of Group Financial Operations. He was also the deputy CFO of Camelot from 2017 to 2022 and later interim Director of Group Finance at Rank Group plc.

Contents

1	FY24 results	P6
2	Business update	P14
3	Summary and Outlook	P19

Company Overview

ARGENTEX YESTERDAY

“Pure” FX focused

- Poor visibility of customer spend
- Highly transactional
- Unpredictable FX market volatility

“High touch” sales/service model

- Difficult to automate
- High cost

Limited scalability

Limited use of technology and data

UK-centric

ARGENTEX TOMORROW

Full-service digital accounts & payments platform

- Higher quality earnings
- Greater wallet share
- Pull-through of additional FX revenue

Segmented customer base with differentiated service levels

Scalable business model

Strong technology and data capability

- Data-driven decision making
- Operational leverage

International footprint

- Licensed across EU; APAC and UAE

Creating the conditions for success

We have actively reset the business in 2024 and are well positioned for 2025 as a result

FIX >

Improved controls and accountability

- Introduced NetSuite & Salesforce
- Rigorous budget and forecasting
- Reduced discretionary spend

Improved risk management

- Enhanced reg cap monitoring

Bringing the right skills into the business

- Strengthened Exec with key appointments;
- Experienced hires in all growth areas;

BUILD & DEPLOY >

Re-platforming the business (AGP) to:

- Deliver new products and services globally

Restructured front office

- Focused on quality, retention and customer lifetime value

Focussed geographic expansion

- Australia licence obtained
- Dubai licenced obtained
- EU expansion: applying for NL MIFiD licence

ACCELERATE >

Geographic expansion

- Australia and Dubai fully staffed and operational

Product expansion

- Digital accounts and Payments launch in Summer 2025
- New teams and capabilities in place

Strong momentum in core UK business

- Better client retention
- Increased cross sell opportunities

Financial results

Guy Rudolph, CFO

FY 2024

Revenues and EBITDA margins ahead of guidance

TOTAL REVENUE

£50.3m



12 months to Dec 23: **£49.9m**

REPORTED EBITDA

£4.0m



12 months to Dec 23: **£11.9m**

MARGIN 8%

OPERATING PROFIT

(£0.2m)



12 months to Dec 23: **£8.1m**

NET CASH as of 31 December 2024

£18.4m



31 December 2023: **£18.3m**

TOTAL CLIENTS TRADED¹

2,113



9%

12 months to Dec 23: **1,938**

NEW CLIENT REVENUE

£15.8m



4%

12 months to Dec 23: **£15.2m**

¹ Excludes private clients

P&L

	FY24	FY23	
	£m	£m	% change
Revenue	50.3	49.9	1%
Variable costs incl. commissions	(13.1)	(13.2)	(1%)
Gross margin	37.2	36.7	1%
Gross margin %	74%	74%	
Other income	1.6	1.1	45%
Administrative costs:			
Staff costs	(22.9)	(18.1)	27%
Other costs	(11.9)	(7.8)	53%
Depreciation and amortisation	(4.2)	(3.9)	8%
Operating profit	(0.2)	8.1	(102%)
Operating profit %	-	16%	(16ppt)
EBITDA	4.0	11.9	(66%)
EBITDA %	8%	24%	(16ppt)
EPS	(1.1p)	4.6p	
		No.	
Av. Headcount (incl members & directors)	199	169	
Year end headcount (incl members & directors)	197	196	
	£m	£m	
Memo: Staff costs incl. commissions	(32.4)	(27.2)	19%

Improving momentum in H2

FTE flat in FY24 but avg. up 18% YoY

All new headcount is in growth areas
See page 10

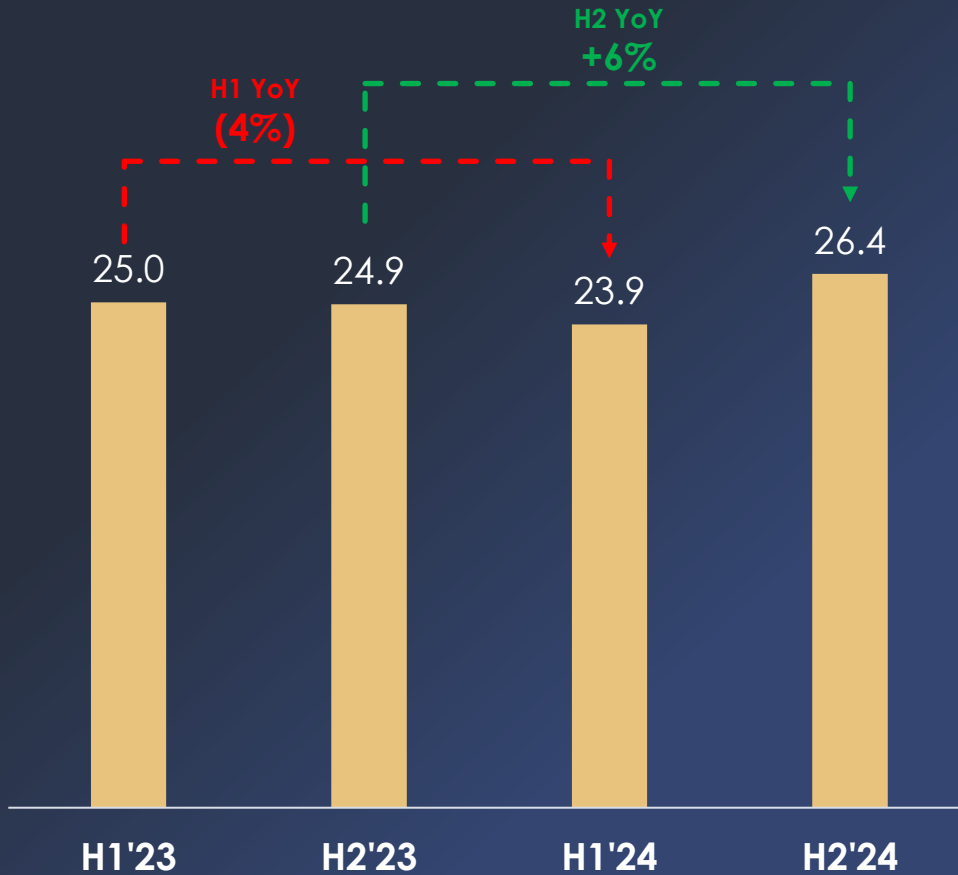
Significant one-off items & growth investments

See page 11

Gathering momentum

H2 revenues up sequentially and YoY

H2
Revenue
(£m)



Flat revenue year on year masks
H2 recovery due to increased
client spend

Average revenue per client H2 up:

+7%
YoY

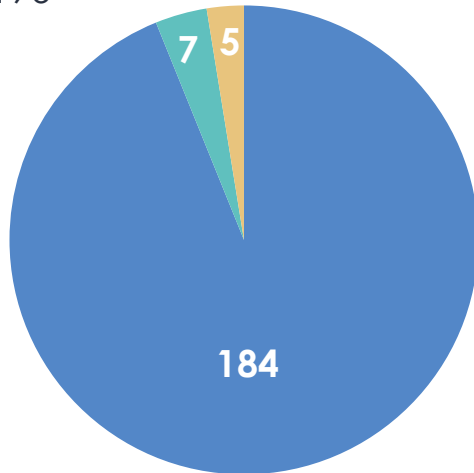
+22%
YoY sequentially
(H2'24 vs H1'24)

Demonstrates our enhanced
focus on quality clients and their
retention

Rebalancing our workforce with a focus on growth

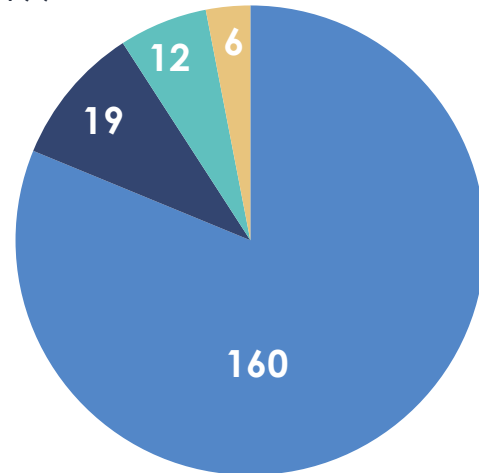
FY23 FTE

Closing:
196



FY24 FTE

Closing:
197



Key:

- Core
- Non-Execs
- New markets
- New products

	FY23	FY24	% change
Staff costs incl. commissions	£27.2m	£32.4m	19%
Average FTE	169	199	18%
Average cost per FTE	£161k	£163k	1%

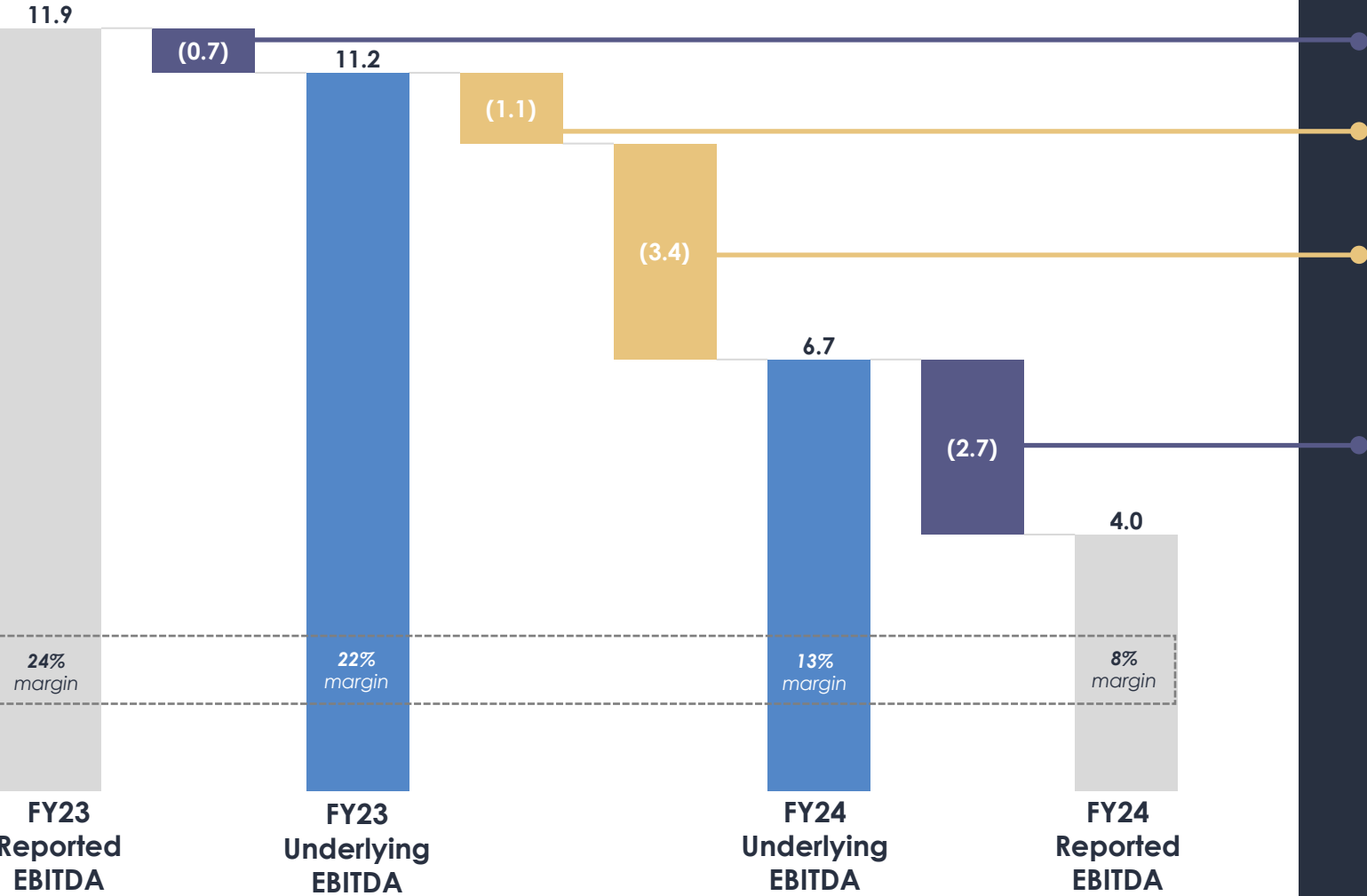
Headcount in core business down 13% yoy

Increases in new products and overseas offices as we invest in growth

Increase in staff costs incl. commissions driven by:

- 18% increase in average headcount
- 1% increase in average cost per FTE
 - Wage inflation
 - Upskilling of workforce

Reported and Underlying EBITDA



- FY23 reported EBITDA boosted by one offs of £0.7m** - Credits and provision releases offset by one off charges
- Investment in Australia and Dubai** of £2.2m in FY24 vs. £1.1m in FY23
- Increased headcount** related costs in FY24 with average headcount of 199 vs 169 in prior year
- FY24 reported EBITDA impacted by one off charges of £2.7m** - One off restructuring charges, cancellation of old LTIP, default on an FX contract by a customer

Cash flow

	FY24	FY23
	£m	£m
Net cash as at 1 January	18.3	16.2
EBITDA	4.0	11.9
Lease payments	(1.9)	(1.5)
Capex	(2.1)	(4.7)
Working capital	(1.6)	1.8
OCF	(1.6)	7.5
Tax paid	(1.3)	(2.0)
FCF	(2.9)	5.5
Net proceeds from equity raise	3.0	-
Dividends paid	-	(3.4)
NCF	0.1	2.1
Net cash as at 31 December	18.4	18.3

Prior year included investment in premises

Net proceeds from equity raise in May '24 to fund investment in digital accounts & payments

Net cash needed to meet regulatory requirements

Balance sheet

	As at 31 Dec 24	As at 31 Dec 23	YoY Movement
	£m	£m	£m
Fixed assets	15.9	17.8	(1.9)
Cash and cash equivalents	48.7	33.0	15.7
Other assets ¹	20.5	12.0	8.5
Derivative financial assets	71.7	48.7	23.0
Total Assets	156.8	111.5	45.3
Trade and other payables: <i>segregated client funds</i>	(30.3)	(14.7)	(15.6)
Trade and other payables: <i>other</i>	(27.4)	(26.4)	(1.0)
Derivative financial liabilities	(55.7)	(29.4)	(26.3)
Total Liabilities	(113.4)	(70.5)	(42.9)
Net Assets	43.4	41.0	2.4
Total Equity	43.4	41.0	2.4
<i>Cash and cash equivalents</i>	48.7	33.0	15.7
<i>Less: segregated client funds</i>	(30.3)	(14.7)	(15.6)
Net cash	18.4	18.3	0.1
<i>Collateral held at Institutional counterparties (other assets)</i>	5.7	5.7	-

Net cash of £0.1m

Cash and cash equivalents include segregated client funds

Net movement of c.£3m

Movements in derivative financial assets and liabilities largely offset

Movement in other assets £8.5m

Driven by increase in balances segregated for CASS MTM

Business update

Jim Ormonde, CEO

Business update

A confident outlook

Outperforming expectations

Revenue and EBITDA better than expected despite one off items and expansion costs

Strong momentum in H2 (revenue growth 6% yoy vs. 4% decline in H1)

Improved trading has continued into Q1 FY25

Revenue diversification & efficiencies program on track

Geographic expansion:

Australia and Dubai fully licenced, staffed and operational

Product diversification:

Argentex Global Platform build on track to launch late summer FY25

Operational excellence:

Driving efficiencies in cost base and licensing

Numerous catalysts to return to growth in FY25

Overseas revenues

Strong momentum in core UK business

New teams and capabilities in place for digital accounts and payments

Geographic expansion



Opportunity in Europe Netherlands

Creating a sales force to sell across Europe

Applying for MiFID Pru licence (expected H1 FY26) to complement existing EMI licence



Dubai

Full licence granted Q4 FY24

Office fully operational and connected Q1 FY25

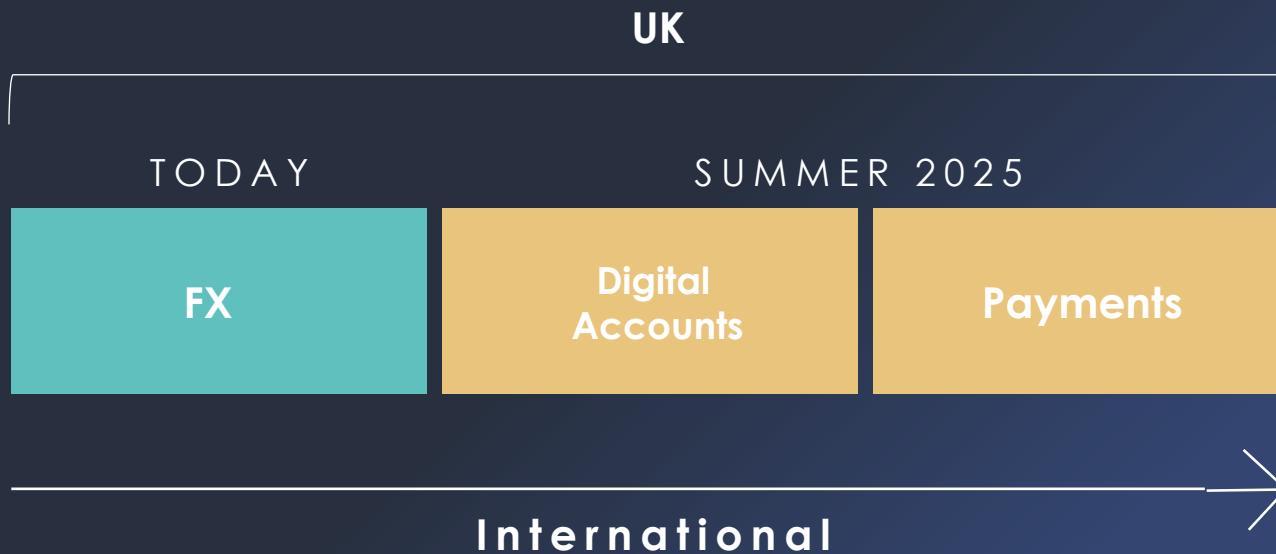


Australia

Granted AFSL – allows Argentex to offer bespoke FX solutions and global accounts

Product diversification

Digital Accounts & Payments



New technology, new products

One new Argentex Global Platform to deliver evolving product map

All milestones met ahead of schedule

No legacy systems

API led (easy connectivity to clients and partners)

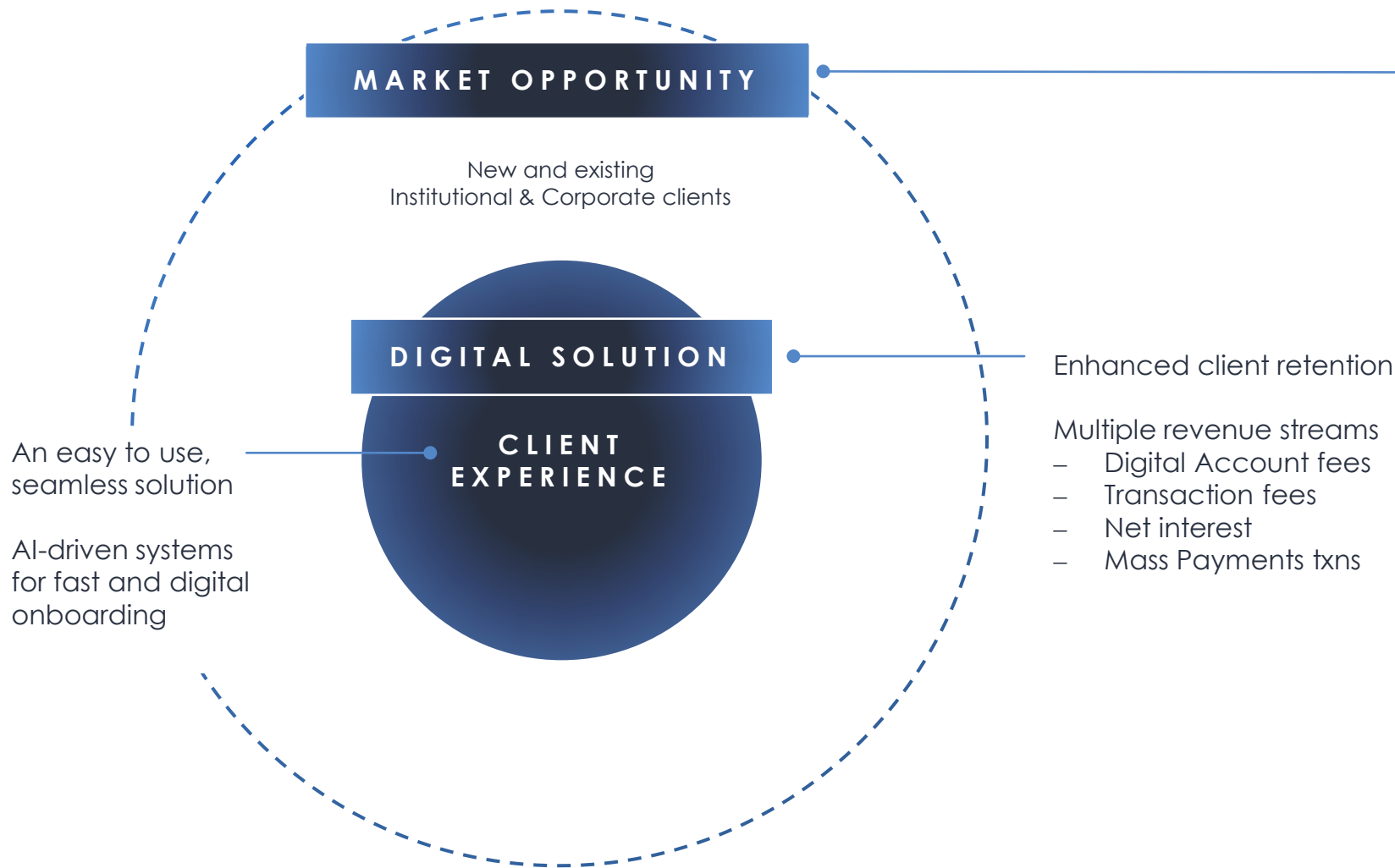
GTM strategy underway

Target markets & client prospects clearly identified

Sales and marketing leadership hired and in situ

Opportunity is significant

A future proof solution



ADDRESSABLE MARKET

Existing business

- Institutional client base (1,000+ accounts) is a differentiating factor
- Pent up client demand for these products
- We already provide VIBAN services for some clients and have visibility into demand and usage as a result

New business

- There are 140,000+* funds globally
- 60,000+ * in Europe alone
- Mass payments opens up new opportunities
- Specialist payments sales team being recruited in H2 FY25)

Summary & outlook

FY24 has been a reset year

Improved controls, accountability & risk management

Brought the right skills in across the firm

Replatforming the business

Restructured front office

Better than expected results with strong momentum in H2

Revenue and EBITDA outperformed expectations despite one off items and expansion costs

Strong performance in H2 (revenue growth 6% yoy vs. 4% decline in H1)

Improved trading has continued into Q1 FY25

Growth to return in FY25

Overseas revenues starting to contribute to group performance

Strong momentum in core business

Digital accounts & payments to launch late summer

Cost efficiencies on track